

TOSHIBA

Owner's Manual
REFRIGERATOR FREEZER
For Home Use Only

用戶手冊
電冰箱
僅供家庭使用

機型

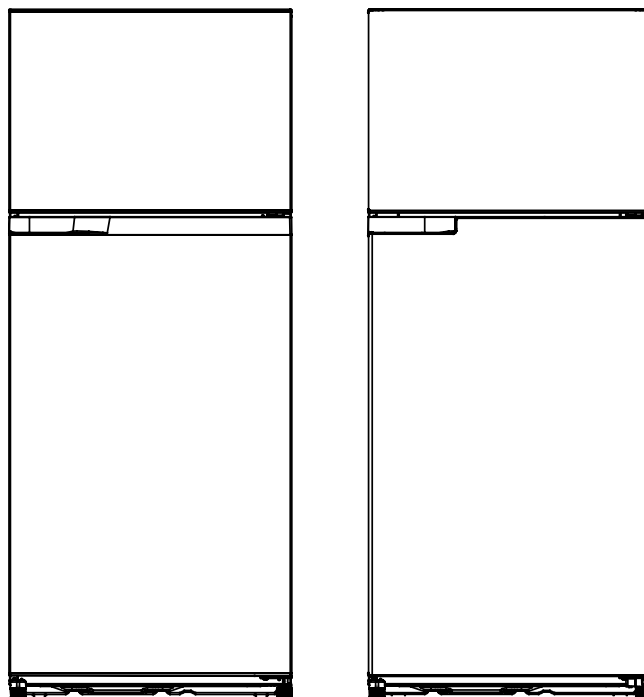
Model

GR-AG55TDZ

GR-AG52TDZ

GR-A55TBZ

GR-A52TBZ



- 非常感謝您購買本東芝電冰箱。
- 爲了安全正確的使用本產品，請於使用本電冰箱之前，閱讀本用戶手冊以完全熟悉產品。
- 請將本用戶手冊放置於可隨手取用的地方，以便往後參考使用。
- 請確認您已收到保固卡。
- 如需要其他形式(如電子版本)的用戶手冊，請連絡東芝服務中心。

- Thank you very much for purchasing this TOSHIBA refrigerator.
- Read this Owner's Manual and become completely familiar with the refrigerator before use in order to use this product safely and correctly.
- Keep this Owner's Manual in a handy place for future reference.
- Make sure that you received your warranty.
- This manual is available in other format such as soft copy, please contact TOSHIBA Service Center when you need it.

重要安全資訊



本電器不預期供生理、感知、心智能力、經驗或知識不足之使用者(包含孩童)使用，除非在對其負有安全責任的人員之監督或指導下安全使用。



孩童應受監護，以確保孩童不嘻玩電器。



請保持冰箱周圍或室內的空氣流暢，不要密不通風。



除了製造商建議的方法之外，請勿使用機械裝置或其他方式加速除霜程序。



請勿損壞製冷電路。



請勿在電冰箱的食物儲存空間中使用電器裝置，除非是製造商推薦的類型。



勿儲存爆炸性物質，如含有可燃性推進氣體的噴霧罐在該電器中。
例如醚，苯，酒精，稀釋劑，粘合劑，噴霧，LP瓦斯氣體或任何可能爆炸並導致事故的化學物品。



要處理冰箱時

- 請勿將其放置在兒童遊玩的地方。
- 為避免幼兒被鎖在冰箱內的危險，請卸除門框密封條以使門不能封閉。
- 可燃性發泡與可燃性冷媒廢棄時，請洽當地環保相關單位處理。



當 LED 照明燈故障不亮時

請聯絡 TOSHIBA 授權之服務商進行更換服務。
LED 照明燈之更換須由合格之技術服務人員處理。

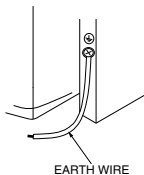


如果本裝置的電源線損壞，必須僅由製造商指定的維修站更換，以避免危險。



該設備必須正確接地。為防止漏電情況下的電擊。如何連接地線。

- 拔下電源線/在地線的另一端。在牆壁或地面上使用帶有金屬釘的螺釘。請勿將接地線連接到以下位置。
 - 燃氣管道可能引起火花，導致火災和爆炸。
 - 電話地線和避雷針。在閃電中是危險的。
 - 當水管和水龍頭。當中央水管是由塑料製成時，接地線將不起作用。如果連接到金屬水管，可能導致觸電。
- 將電冰箱安裝在濕氣高或潮濕處時，除了接地之外，還必須安裝斷路器。



IMPORTANT SAFETY INFORMATION



This appliance is not intended for use by persons (including children) with reduced physical, sensory or mental capabilities, or lack of experience and knowledge, unless they have been given supervision or instruction concerning use of the appliance by a person responsible for their safety.



Children should be supervised to ensure that they do not play with the appliance.



Keep ventilation openings, in the appliance enclosure or in the built-in structure, clear of obstruction.



Do not use mechanical devices or other means to accelerate the defrosting process, other than those recommended by the manufacturer.



Do not damage the refrigerant circuit.



Do not use electrical appliances inside the food storage compartments of the appliance, unless they are of the type recommended by the manufacturer.



Do not store explosive substances such as aerosol cans with a flammable propellant in this appliance.
Ether, benzene, alcohol, thinner, adhesive, spray, LP gas or any chemicals may explode and cause an accident.



When disposing the refrigerator

- Do not leave in places where children play.
- To protect a little children from dangerous confinement inside the refrigerator, remove the door packing so that the door can not be closed airtight.
- Please contact with environmental protection unit to deal with discard insulation blowing gas and flammable refrigerant.



When the LED light is blown

Please contact the service agent approved by TOSHIBA for replacement. The LED light should only be removed by qualified service personnel.



If the supply cord is damaged, it must be replaced by the manufacturer, its service agent or similarly qualified persons in order to avoid a hazard.



This device must be properly grounded. To prevent electric shock in case of electric leakage. How to connect the earth wire.

- Unplug the power cord / at the other end of the earth wire. Use a screw with a metal nail through the wall or ground. Do not connect the earth wire to the following locations.
- Gas pipe may cause sparks that lead to fire and explosion.
- Telephone earth wire and lightning rod. It is dangerous during lightning.
- Water pipes and Water tap. The earth wire connection will not work when the central water hose is made of plastic. If it is connect to a metal water pipe, it can cause electric shock.

When installing the refrigerator in a humid or wet location, you must install a circuit breaker in addition to grounding.

安全說明

請仔細閱讀並遵循此手冊的所有指示。

- 以下指示的用意在於避免發生使用者嚴重受傷或致死情況，以及使產物受損的風險。

標記



警告

表示非常可能發生使用者嚴重受傷(*1)或致死的情況。



注意

表示非常可能發生受傷(*2)或產物損失(*3)的情況。

(*1) 嚴重受傷 – 意指需要入院治療、長期治療，或是失明、皮膚燒燙傷與凍傷、觸電、骨折或中毒等傷勢。

(*2) 受傷 – 意指不需入院或長期治療的皮膚燒燙傷或觸電等傷勢。

(*3) 產物損失 – 意指住家、家具、家畜或寵物等損失。

符號



禁止！

⊘ 禁止！表示受到禁止的行為。

詳細內容將顯示在圓圈內部或顯示在以圖形、文字說明的符號周圍。



重要

● 重要表示需強制規定的行為。

詳細內容將顯示在圓圈內部或顯示在以圖形、文字形式說明的符號周圍。



注意

△ 建議使用者採取預防措施。

詳細內容將顯示在三角形內容或顯示在以圖形、文字形式說明的符號周圍。



本裝置含有易燃製冷劑。
R600a: iso-butane



警告



110V.

規格：只能連接主電壓110V。

請直接連接至電源插座，勿使用多孔插座，否則可能引起火災與觸電等情況。



禁止！

電源線或插頭不應由任何物品壓住或夾住，以防任何損壞或磨損。

電源線和插頭以重物纏繞、彎曲或壓住，或以冰箱背板施加壓力，可能會造成火災或觸電。



拔掉插頭

在故障或損壞時拔掉插頭以中斷電源供應。

繼續使用冰箱可能會引起火災、觸電、受傷或皮膚燒燙傷。

請聯絡經銷商維修冰箱。



請以抓住插頭的方式拔掉電源線插頭

請以抓住插頭的方式拔掉電源線插頭以中斷電源供應。

抓住電源線而拔掉電源線插頭的方式，可能會使電線絕緣功效受損，而引起火災與觸電等情況。

SAFETY INSTRUCTIONS

All instructions described should be carefully read and followed.

- These instructions are precautions to prevent the risks of serious injury or death of the user, and any damages to property.

MARKINGS



WARNING

WARNING indicates high possibility of serious injury (*1) or death of the user.



CAUTION

CAUTION indicates a high possibility of injury (*2) or property loss (*3).

(*1) Serious injury – injury which requires hospitalization, lengthy treatment, or blindness, hot and cold skin burn, electric shock, broken bones or poisoning.

(*2) Injury – injury, skin burn or electric shock which does not require hospitalization or lengthy treatment.

(*3) Property loss – extended loss of houses, furniture, domestic animals or pets.

SYMBOLS



PROHIBITED!

⊘ PROHIBITED! Indicates prohibited actions.

Detailed instructions would be indicated on the inside of the circle or around the symbol in figures or in writing.



IMPORTANT

● IMPORTANT Indicates mandatory actions.

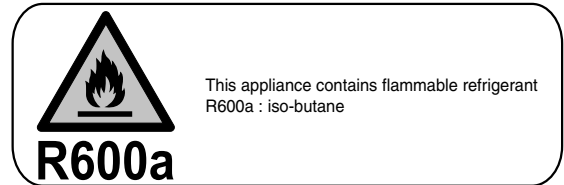
Detailed instructions would be indicated on the inside of the circle or around the symbol in figures or in writing.



CAUTION

△ CAUTION Recommends to take precautions.

Detailed instructions would be indicated on the inside of the triangle or around the symbol in figures or in writing.



This appliance contains flammable refrigerant
R600a: iso-butane



WARNING



110V.

Specification: Only connect to main voltage 110V.

Directly connect to the power socket, and do not use multiple sockets. This may cause fire and electric shock.



Prohibited!

The power supply cord or plug should not be pressed or pinched by any objects in order to prevent any damages or fraying.

Binding, bending, pressing with heavy objects or applying pressure with the back panel of the refrigerator on the cord and plug may cause fire or electric shock.



Disconnect plug

Disconnect power supply by unplugging the power plug in case of malfunction or breakdown.

Continued use of appliance may cause fire, electric shock, injury or skin burn. Contact the distributor for service.



Disconnect cord from plug

Disconnect power supply by unplugging from the power plug.

Unplugging from the supply cords may damage the wire insulation, which may cause fire and electric shock.

警告



清潔冰箱時請拔掉電源插頭。
可能會使人員受傷與造成觸電。請在處理電源插頭之前，先徹底擦乾您的雙手。



請定期清潔與去除電源插頭上的灰塵。
電路接觸不良的情況可能會引起火災。



如果電源線損壞或磨損，或電源插頭的接觸不良，請勿使用。
否則可能造成火災或觸電。



不要堵塞冰箱的出風口。
保持冰箱周圍通風



出於安全考量，在使用前請確定本裝置已經接地。
如未遵守此項指示，漏電情況可能會引起火災或觸電。



請勿將冰箱安裝在有水或過度潮濕之處。
這會造成火災或觸電。



請勿在冰箱機體或冰箱內灑水。
此舉可能會減弱電源絕緣的功用，而造成火災與觸電等情況。



請勿在電冰箱內使用其他電氣裝置。



請勿拆卸電冰箱或嘗試維修。
否則可能造成火災、觸電、受傷或皮膚燒灼傷。
使用手冊中沒有說明的所有維修動作應由合格維修人員處理。



冰箱後方和內部的製冷系統含有製冷劑。
請勿使任何鋒利物體接觸製冷系統。



如果製冷劑迴路損壞，請勿使用附近的電力物品或消防設備，並要打開所有窗戶提供良好通風。另請連絡當地維修代理商處理。



必須看護好兒童確保其正確使用電冰箱。



請勿懸吊或站在冰箱門上。
冰箱可能會翻倒、冰箱門可能會從鉸鏈處掉下，或者手指有可能被門夾住而造成傷害。



WARNING



Disconnect the power plug while cleaning.
May cause injury and electric shock. Dry your hands thoroughly before handling the power plug.



Clean and remove dust on power plug periodically.
Insufficient circuit connection may cause fire.



Do not use if the supply cord is damaged or frayed, or if the power plug has loose connection.
This may cause fire or electric shock.



Do not block the openings on the circumstances of the refrigerator.
Keep ventilation around the refrigerator.



For safety reason, always ensure grounding to the unit before use.
If you fail to comply, leakage of electricity may lead to fire or electric shock.



Do not install in a place where there's water or excess moisture.
This may cause fire or electric shock.



Do not sprinkle water to the body or the inside of the refrigerator.
This may weaken the electric insulation, which may lead to fire and electric shock.



Do not use other electric appliances inside the refrigerator.



Do not disassemble or attempt to service.
It may cause fire, electric shock, injury or skin burn
All services not described in operating instruction should be referred to qualified service personnel.



The refrigerator system behind and inside the refrigerator contains refrigerant.
Do not allow any sharp objects to come into contact with the refrigeration system.



In case of having damaged the refrigerant circuit, do not use electric items or fire equipments nearby, and open all windows to provide good ventilation. Please also contact your local maintenance agent to follow up.



Children should be supervised to ensure that the refrigerator should be used properly.



Do not hang or stand on the door.
It may overturn, The door may come off the hinges, or you may catch your fingers in the door which may cause injury.

警告



請勿存放醫藥品、化學藥品或化學試劑。
此冰箱不適合存放感溫靈敏的物質。



請勿在冰箱上面放置重物或盛有液體的容器。
溢灑出來的液體會影響絕緣性能，並引起火災或觸電。
物品的掉落也會造成傷害。



請勿食用已變色或產生臭味的任何食物。
此類食物可能會引起食物中毒或疾病。



如附近有氣體洩漏，切勿拔掉冰箱的插頭或觸碰冰箱，
保持通風口打開。
否則由以上行為產生的火花，有機會導致火災或爆炸。



請定期檢查冰箱的電源插座和電路線。老鼠及蟑螂等，
有機會造成破壞，導致電器短路或觸電。



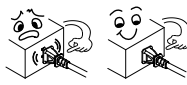
應在冰箱的整個使用壽命期間保存上述警告標籤。
當要將冰箱轉移到其他地方並交付給回收工廠時，
應將使用者手冊交給任何要使用或處理冰箱的人員。

注意




穩固插入電源線

請將插頭穩固插入電源插座中。
- 連接不良或鬆脫會使冰箱故障。
- 如果發現到連接不良或鬆脫，
請採取必要的預防措施，例如
更換電源插座。



請抓住指定位置

搬運時請從冰箱底部抬起。
如果不抓住此指定位置，您的
手可能會打滑，導致受傷。



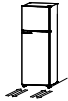
安裝於水平面上

安裝於堅固而且平整的地板上。
如果將冰箱放置在不平或不穩的地面上，可能會使冰
箱翻倒而使人員受傷。



小心移動

請要小心。
如果拖動冰箱，可能會刮傷地板。

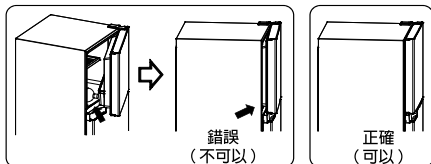


小心移動

請以門把手關閉冰箱門。
否則您的手指可能會受傷。



將冰箱門關緊



注意

- 冷度不佳會使製冰緩慢
- 冷凍室結冰或結霜
- 冷藏室滴水

- ✓ 請確認門有妥善關緊。
- ✓ 請確認冰箱內的食物不會妨礙門的關閉。

WARNING



Do not store

Do not store medicines, chemicals or chemical reagents.

This refrigerator is not suitable for storage of substances that are temperature sensitive.



Prohibited!

Do not place any heavy objects or liquid containers on the refrigerator.
Spillage may affect the electric insulation, and cause fire or electric shock.
Falling objects may also cause injury.



Do not eat spoiled food

Do not eat any food which has changed color or gives out strange odor.
These food may cause food poisoning or illnesses.



Warning

When gas leakage is nearby, do not unplug or touch the refrigerator, keep ventilation opening. Otherwise an electrical spark caused by the above action may cause fire, explosions.



Warning

Carry out regular check on outlet and power supply cord of the refrigerator. Rats, cockroaches etc. may cause damage to them, which leads to short circuit or electric shock.



Warning

The warning labels mentioned above should be kept throughout the life of the refrigerator. The user manual should be handed over to any person who would use or handle the refrigerator whenever the refrigerator would be transferred to another location and delivered to a recycling plant.

CAUTION



Plug in the power cord firmly

Connect the plug to power socket firmly

- Poor or loose connection will cause malfunction of the refrigerator.
- Take necessary precautions such as replacement of power socket if poor or loose connection is observed.



Hold designated positions

Lift from the bottom of the refrigerator when moving.

If you do not hold this designated position, your hands may slip and which may lead to injury.



Install on level surface

Install on a strong and even floor

The refrigerator may overturn if set on uneven or unstable surface, which may lead to injury.



Move carefully

Please be careful.

If you drag a refrigerator, it may cause scratch to the floor.



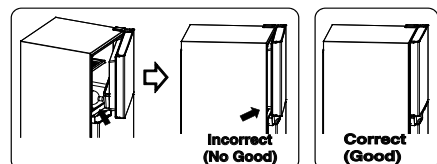
Use the handle

Use the handle when closing the refrigerator door.

You may accidentally slam the door on your fingers.



Secure the doors closed



CAUTION :

- Poor Cooling Slow Ice Making
- Icing or frosting in Freezer Room
- Water Dropping in Refrigerator Room

- ✓ Ensure the doors are closed properly.
- ✓ Ensure that food inside do not block the door.

注意



將冰箱門關緊

務必確保冰箱門已正確關閉，使門框和門上的橡膠密封墊之間無任何空隙（內部的容器可能會造成空隙）。

- 將冰箱內的容器排齊，使其不要伸出擱架邊緣。



請勿長時間打開
冰箱門

請勿使冰箱門長時間打開且/或請勿頻繁打開和關閉冰箱門。

這將導致房間內的暖氣流進入冰箱，並造成較差的製冷效果。



去除結露和結霜

去除冰箱內部附着的水滴、霜（冰）或結露。

冰箱內部附着的水滴、霜（冰）或結露會在數日後自行消失。或者可用溫水浸濕的布將其擦除後，再用乾布擦拭。



請勿觸碰

請勿以手觸碰或伸到冰箱底部。
鋼板等物件可能會使人員受傷。



請勿用潮濕的
手觸摸

請勿用潮濕的手觸摸冷凍機或製冰盒。
如此可能會使您的手指凍傷。



請勿存放

請勿將瓶裝液體存放在冷凍室。

瓶子可能會在內裝液體結凍後破裂，而造成人員受傷。



禁止！

請勿將水存放在用於製冰的製冰盒中，
如此會使它破裂。在停電或拔掉插頭時，
請將製冰盒中剩餘的水倒掉。



CAUTION



Secure the doors closed

Secure the door closed

Make sure that the door has been closed properly without any gaps between the frame and rubber packing on the door which might be caused by containers inside.

- Align the container stored in the compartment not protruded from the edge of the shelf.



Do not open the door for a long period

Do not leave the door opened for a long period of time and/or do not frequently open and close the doors in short intervals.

This will result in warm air circulating in the room to enter the compartments and invoke poor cooling.



Dispose dew and frost

Remove water droplets, frost (icing) or dew attached in the inner compartment.

A water drop, frost (icing) or dew attached to the inside of the refrigerator will disappear by itself in a few days. Or it can be taken away manually by wiping with a dry cloth after wiping off with a warm water moistened cloth.



Do not touch

Do not stick your hands or feet under the refrigerator.

Steel plates and the kinds may cause injury.



Do not touch with wet hands

Do not touch the freezing unit nor ice tray with wet hands.

It may cause frostbites on your fingers.



Do not store

Do not store bottles in the freezing unit.

Bottles may break when the contents are frozen, and may cause injury.



Prohibited!

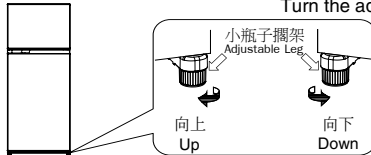
Do not store water in the ice box for ice making, this may cause it to break. Drain off remaining water in ice box when electric shutdown or plugging off.

安裝

INSTALLATION

冰箱應放在堅固平穩的地板上，並轉動可調腳使冰箱保持水平狀態。

- 調整左邊和右邊的可調腳能使冰箱上下調整。
- 順時針旋轉可調腳會升高冰箱，逆時針旋轉可調腳會降低冰箱。



Install your refrigerator on a strong and level floor.

Turn the adjust leg and stabilize the refrigerator horizontally.

- Adjust leg left and right side can be adjust up and down.
- Turn adjust leg clockwise to raise each side of the refrigerator, or turn counter clockwise lower it.

■ 冰箱的安裝位置。

不宜把冰箱置於潮濕的地方，例如，廚房的水槽附近。否則會導致冰箱鏽蝕或漏電。如直接放在地面上，則應在下面墊上木板等，否則也易損壞機器。

■ Installation position for refrigerator.

Avoid any humid or wet place, for example, the neighborhood of a kitchen sink. Such a place could cause corrosion or electric leakage in the refrigerator. If installed directly on the ground, your refrigerator will be liable to damage. Place a board under the machine in such a case.

■ 遠離陽光直射處及煤氣爐或其他熱源。

如果冰箱受陽光直射，或放置在其它熱源附近，則會導致製冷效果下降，甚至產生故障。



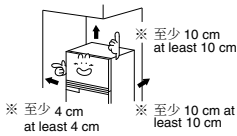
■ Keep the refrigerator away from the sunlight, a gas range or heater.

Placed in the sunlight or near a heat emitting object, the refrigerator will have its cooling effect reduced and a failure might be occurred.

安裝

■ 冰箱四周要留有空間。

請選擇通風良好之處。在冰箱的上面至少留10公分(4英吋)的空間和背面至少留10公分(4英吋)的空間，在左右側留出至少4公分(1.6英吋)的空間，以確保適當的空氣流通。



■ 打開冰箱門時，可能會有塑膠的氣味。這並非異常情況。

■ 不使用冰箱時請關閉電源。

如果您因要離開一段時間而關閉冰箱電源，請取出所有食物，徹底清潔冰箱內部。從電源插座拔出電源線插頭，然後讓冰箱的所有門開啓。

INSTALLATION

■ Leave space around the refrigerator.

Select a well-ventilated place. Provide at least 10 cm (4 inches) at top, 10 cm (4 inches) at rear side and 4 cm (1.6 inches) on the left and right of the refrigerator for proper air circulation.

■ When you open the door of the refrigerator, there may be a smell of plastics. This signifies nothing unusual.

■ Switching off your refrigerator when not using.

If you switch your refrigerator off when you are going away for an extended period, remove all food, clean the interior thoroughly. Remove the power cord plug from the power socket and leave all doors open.

資訊

● 壓縮機發熱

在正常工作情況下，冰箱的壓縮機會向外放出熱量，請注意這不是故障。

● 冰箱外壁上的熱量

冰箱的冷凝器裝於冰箱的外壁內，並將熱量散到室內。在正常工作時，冰箱外壁的溫度可能會很高，這並非故障。

● 冰箱的運轉

初次接通電源或環境溫度變高時，冰箱表面可能會變熱，或壓縮機發出噪音。冰箱進入穩定狀態後，就會正常運轉。

INFORMATION

● Heat Generation by the Compressor

The refrigerator compressor will generate heat during normal operation. Note that this is not a malfunction.

● Heat on Refrigerator Walls

The condenser is built on the outer shell and radiates heat into the room air. The temperature of the outer shell may reach high temperature during normal refrigerator operation. This is not a malfunction.

● Refrigerator Operation

When the power is first turned on or ambient temperature becomes high, it may happen that the refrigerator surface getting warm or noise from the compressor. When the refrigerator enters stable state, it will run normally.

使用時的注意事項

移動和運輸時

● 先取出食物。

- 在冰箱下方放一大塊布，使冰箱向後傾斜，排掉排水盤中的水。
(如圖 1 所示)

大塊的布
Big cloth

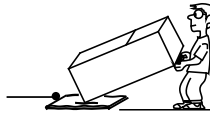


圖 1
Figure 1

● 搬運時，請握住圖 2 所示的位置。

(切勿握住門或把手。)

- 移動時，請從冰箱底部抬起。



圖 2
Figure 2

從插座拔出插頭後，請至少等待8分鐘後再插入。

- 如果插頭快速重新插入，壓縮機運轉可能不穩定，並會發出振動聲。

CAUTIONS FOR OPERATION

When moving and transporting

- Firstly, remove the food.

- Put a piece of big cloth under the refrigerator, and lean the refrigerator backwards to remove water from drain pan. (as figure 1)

- When carrying, hold the positions shown as figure 2. (Never hold by the door or the handle.)

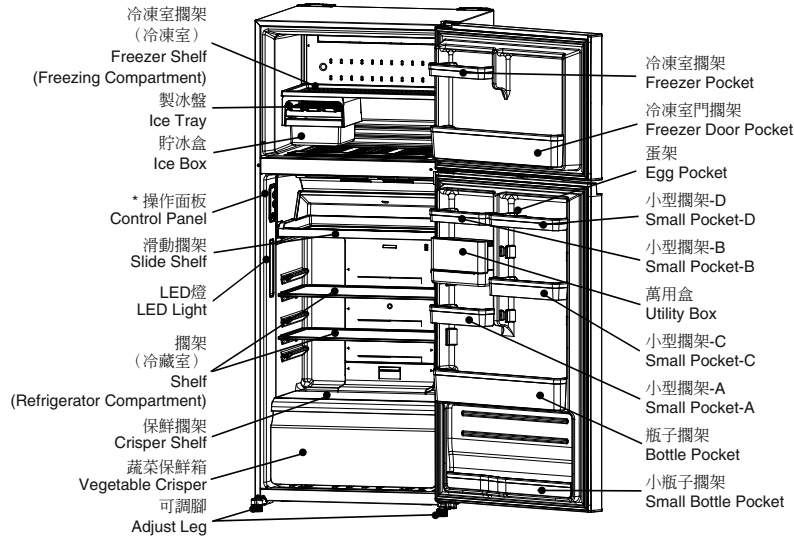
- Please lift from the bottom of the refrigerator when moving.

After disconnecting the plug from the outlet, wait at least 8 minutes before reconnecting it.

- If the plug is quickly reconnected, the compressor may not run properly and produce a rattling noise.

冰箱細節圖和零部件

REFRIGERATOR DETAILS AND PARTS

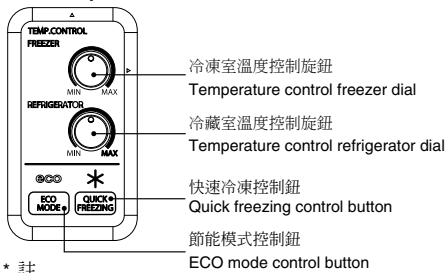


- 請注意，在滑動擱架時，較高的瓶子或項目可能會撞到上方的板子。
- Please note, tall bottles or tall items may hit the ceiling when sliding the shelf.

消費/機型 CONSUMPTION / MODEL	GR-AG52TDZ GR-A52TBZ	GR-AG55TDZ GR-A55TBZ
小型擱架-A Small Pocket-A	-	1個 / PC

* 操作面板

Control panel



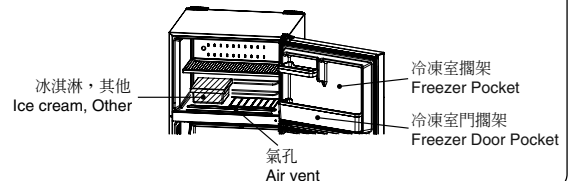
* 註

對於溫度設定位置的其他說明
MIN代表使溫度升高的位置
MAX代表使溫度降低的位置

* Note

Additional instructions on temperature setting positions
MIN indicates the position to set the temperature increased
MAX indicates the position to set the temperature decreased

- 將任何物品貯藏在冷凍室中時，請將它們放在氣孔區域後方，如下圖中所示。
- 請勿將任何物品放在氣孔上，否則會使空氣循環不佳。
- 將任何物品放在氣孔上會使門無法適當閉合。
- When storing any items in the freezer, place them behind the air vents area as show in the picture below.
- Do not place any items on the air vents, because it will cause poor air circulation.
- Placing any items on the air vents will cause the door closing not properly.



如何正確有效地使用冰箱

HOW TO USE YOUR REFRIGERATOR CORRECTLY AND EFFECTIVELY

冷凍室和冷藏室控制開關

Freezing and Refrigerator Control Dial



溫度控制

- 冷凍室和冷藏室
一般情況下，請將溫度控制旋鈕設至中央位置。如果覺得冰箱不夠冷，請將旋鈕朝向“MAX”旋轉；如果太冷，請將旋鈕朝向“MIN”旋轉。
- 食物可能會在冷藏室內結凍
當環境溫度驟降，例如在冬季，請將溫度控制旋鈕設至“MIN”位置，以免食物凍結。將含有大量水分（如豆腐或蔬菜）的食物放置在冷藏室後方，食物可能會結凍。
- 對於冷凍室，貯藏冰淇淋時，應將溫度設置於中央位置和“MAX”位置之間。
- 調整冷藏室溫度控制也會改變蔬菜保鮮箱的溫度。
- 請勿讓食物或容器堵住循環冷流之出（入）風口，否則冰箱內儲存之食物將結凍或無法持續保持冷藏。

Temperature Controls

- For both the Freezer and Refrigerator Compartments
Normally set the temperature control dial to the Middle position. If the refrigerator does not seem cold enough, turn the dial toward “MAX”, if it seems too cold, turn the dial toward “MIN”.
- Food may freeze in the refrigerator compartment
When the ambient temperature decreases excessively such as in the winter, set the temperature control dial to “MIN” position to prevent from food freezing. Food that has a high moisture content (e.g., tofu, vegetables) may freeze when it is placed at the back of the refrigerator compartment.
- For the freezer, when storing ice cream, the temperature should be set between Middle position and “MAX” position.
- Changing the refrigerator compartment temperature control also varies the temperature in the vegetable crisper.
- Do not obstruct the outlet and inlet of the cool air circulation with food or containers, otherwise the food will be frozen or will not be cooled consistently throughout refrigerator.

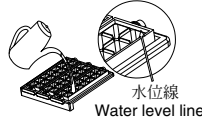
如何正確有效地使用冰箱

HOW TO USE YOUR REFRIGERATOR CORRECTLY AND EFFECTIVELY

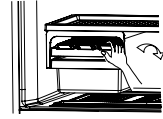
製冰方法

How to Make Ice

- 1** 製冰盤加水至水位線。
如果水高出水位線，
結冰後冰塊會不易被取出。
Fill the Ice Tray with water up to the water level line.
If the water exceeds the water level line,
it will freeze over and becomes hard to remove.



- 2** 如圖所示一扭製冰盒，
冰塊即可取出。
To remove ice,
twist the lever as
shown in the figure.



自動除霜

- 本冰箱自動除霜，免除手動除霜的麻煩。
- 蒸發器（看不到其外觀）上的任何結霜，會由時間控制的加熱器自動清除。

Self-defrosting

- This refrigerator is self-defrosting, eliminating the troublesome chore of manual defrosting.
- Any frost which forms on the evaporator (externally invisible) is automatically removed by the time-controlled heater.

LED 混合除臭裝置 (GR-AG55TDZ, GR-AG52TDZ)

- LED 混合除臭裝置安裝於滑動擱架後方。這項嶄新裝置包含下列部分：第一是能消除細菌並除臭的光觸媒；第二是能消除細菌並分解乙炔氣體的光觸媒；第三是內建的 LED 裝置。這些光觸媒接收 LED 燈的光線，能從冷空氣當中的濕氣產生羥基。羥基能破壞細菌的活性，分解會促使蔬菜老化的乙炔氣體，並能除臭。

LED HYBRID Deodorizer Unit (GR-AG55TDZ, GR-AG52TDZ)

- LED HYBRID Deodorizer Unit is installed behind sliding shelf. This new device consists as follows: The first one is a photocatalyst effective for bacteria elimination and deodorization, the second one is a photocatalyst for bacteria elimination and disintegration of ethylene gas, and the third one is a LED built-in unit. Receiving rays of LED lamp, these photocatalysts generate hydroxyl radicals from moisture in the cold air. Hydroxyl radicals inactivate bacteria, disintegrate ethylene gas which promotes vegetables aging, and deodorize odors.

資訊

- 請將氣味強烈的食物貯藏在密封容器中。

INFORMATION

- Store strong smell food in tightly sealed containers.

混合生物除臭裝置 (GR-A55TBZ, GR-A52TBZ)

- 這個混合生物除臭裝置安裝於循環冷流處，以除菌、除臭並保鮮蔬菜和水果。而且，此裝置在使用過程中皆無需保養。

HYBRID BIO Deodorizer Unit (GR-A55TBZ, GR-A52TBZ)

- This HYBRID BIO deodorizer unit is installed at the cool air circulation for bacteria elimination, deodorization and refreshing vegetables and fruits. In addition, you can use this unit without any maintenance throughout its duration.

資訊

- 請將氣味強烈的食物貯藏在密封容器中。

INFORMATION

- Store strong smell food in tightly sealed containers.

節能

您要將冰箱切換為節能模式時，請使用此運作模式。

1. 按 **ECO MODE** 進入節能模式，顯示 **eco** 圖示。
2. 若要停用此運作模式，再次按 **ECO MODE**，**eco** 圖示消失。

註

- 如果進入節能模式，冷凍室內的溫度會比預設溫度上昇約1至2°C。
- 節能效能取決於使用狀況。（溫度控制、外部溫度、打開/關閉門的頻率、食物量）
- 如果您覺得飲料不夠冷，或製冰花太長時間，則應停用此功能。

Energy Saving

Use this operation when you want to switch the operation refrigerator to an energy saving mode.

1. Press **ECO MODE** to enter energy saving mode, the **eco** icon appears.
2. To disable this operation, press **ECO MODE** again, the **eco** icon disappears.

Note

- While entering the energy saving mode, the temperature inside the freezer compartment will raise over the preset temperature for approximately 1~2°C.
- The performance of energy saving depends on the application conditions. (temperature control, outside temperature, the frequency of opening/closing the door, food amount)
- This function should be disable if you feel that the beverage is not cool enough or ice making takes too long time.

快速冷凍

您要飲料或其他項目快速變冷時，請使用此運作模式。

1. 按 **QUICK FREEZING** 進入快速冷凍模式，顯示 ***** 圖示。
2. 若要停用此運作模式，再次按 **QUICK FREEZING**，***** 圖示消失。

註

- 冰箱會進入快速冷凍模式持續150分鐘，然後恢復正常。
- 快速冷凍效能取決於使用狀況。（外部溫度、打開/關閉門的頻率、食物量）
- 您可在冷凍室內的溫度到達使用需求之後，立即停用這個模式。

Quick Freezing

Use this operation when you want the beverage or other cold quickly.

1. Press **QUICK FREEZING** to enter quick freezing mode, the ***** icon appears.
2. To disable the operation, press **QUICK FREEZING** again, the ***** icon disappears.

Note

- The refrigerator will enter the quick freezing mode for 150 minutes continually and then returns to the normal.
- The performance of quick refrigeration depends on the application conditions. (outside temperature, the frequency of opening/closing the door, food amount)
- You can deactivate this mode immediately after the temperature inside the freezer compartment reach the application requirement.

委託修理前應檢查的事項

TROUBLESHOOTING

當您認為冰箱有故障時，請先確認以下幾點。

If you think the refrigerator is not functioning properly, please check the following points.

冰箱完全不冷。	The refrigerator does not get cold at all.
<ul style="list-style-type: none">● 冰箱插頭是否正確插入插座？● 家用保險絲或斷路器是否斷開了？	<ul style="list-style-type: none">● Is the refrigerator plugged in properly?● Has the fuse for your house's electricity supply blown, or has the breaker shut off?
冰箱不夠冷。	The refrigerator does not get cold enough.
<ul style="list-style-type: none">● 溫度控制旋鈕是否設置於“MIN”處？● 是否處於太陽直曬，或者靠近熱爐或加熱器處？● 門是否正確地關上了？● 是否在短時間內頻繁地打開和關閉門？ 是否有熱的東西放入了冰箱？● 冰箱內的東西是否放得過多了？● 冰箱周圍的通風狀況是否良好？ - 在冰箱的上面至少留10公分(4英吋)的空間和背面至少留10公分(4英吋)的空間，在左右側留出至少4公分(1.6英吋)的空間。● 是否停電了？	<ul style="list-style-type: none">● Is the temperature control dial set to “MIN”?● Is the refrigerator placed in direct sunlight, or near a stove or heater?● Is the door closed properly?● Is the door being opened and closed too frequently in short time? Has anything hot been placed in the refrigerator?● Is the refrigerator overloaded?● Is there sufficient air circulation around the refrigerator? - Provide at least 10 cm (4 inches) at top, 10 cm (4 inches) at rear side and 4 cm (1.6 inches) on the left and right.● Has the electricity supply been shut off?
冷藏室內的食物凍結。	Food in the refrigerator compartment freezes.
<ul style="list-style-type: none">● 溫度控制旋鈕是否設置於“MAX”處？● 周圍溫度是否低於5°C？● 冷藏室的後部是否放入了高濕度的食品？這樣容易導致凍結。	<ul style="list-style-type: none">● Is the temperature control dial set to “MAX”?● Is the surrounding temperature below 5°C?● Have you placed food with a high moisture content at the rear of the compartment, hence making it prone to freezing?
冰箱發出高噪音。	The refrigerator makes a loud noise.
<ul style="list-style-type: none">● 地板是否堅固且水平？● 冰箱周圍是否留有托盤或盆碟？● 冰箱是否不穩定，或者碰到了周圍的牆壁？	<ul style="list-style-type: none">● Is the floor firm and level?● Have any trays or dishes been left around the refrigerator?● Is the refrigerator unstable, or touching the wall?
冰箱外結露。	Moisture forms on the outside of the refrigerator.
<ul style="list-style-type: none">● 有時冰箱外面會結露，特別是在如梅雨季節這樣的高濕度的情況下。這如同冷水注入杯內時杯子周圍會形成水滴一樣的原理，這並非故障。冰箱外有結露時，請用乾布將其擦拭乾淨。	<ul style="list-style-type: none">● Sometimes moisture may form on the outside of the refrigerator, particularly when humidity is high, such as during the rainy season. This is just the same as moisture forming on a glass which contains cold water, and is not indicative of a malfunction. If moisture forms outside the refrigerator, just wipe it off with a dry cloth.
冰箱內結露。	Moisture forms on the inside of the refrigerator.
<ul style="list-style-type: none">● 是否頻繁地打開和關閉門，或者是長時間地開著冰箱門？● 是否有高濕度的食品沒有密封而被放入了冰箱？冰箱內有結露時，請用乾布將其擦拭乾淨。	<ul style="list-style-type: none">● Is the door being opened and closed too frequently, or left open for long periods of time?● Has food with a high moisture content been left uncovered in the refrigerator? If moisture forms inside the refrigerator, wipe it off with a dry cloth.
注意：冷藏室結露 - 請使用乾布擦除露水以防累積。 - 為避免冷藏室過度結露，請注意： 請勿在短時間內頻繁打開冰箱門。 請勿讓冰箱門長時間開啓。 請確保冰箱門有正確關閉。 (* 因為冷藏室內的冷空氣導管溫度較低，打開冰箱門時外部空氣進入，可能會在導管表面結露，或冷藏室內貯藏的食物散發水分也可能導致結露。 (* 只要持續保持冰箱門關閉，這些結露會自動消失。如果您要消除結露，請以乾布擦除。	CAUTION : Dewing on refrigerator compartment - Please wipe off the dews by using dry clothes to prevent the accumulation. - To prevent the excessive dews in the compartment, please pay attention. Do not open the door often in a short interval. Do not leave the door opened for a long period. Please ensure the door is closed properly. (* Due to colder cooling air duct in compartment, dewing may be generated on duct surface by invasion of outside air when opening the door or water evaporation from food kept in the compartment. (* This dews will disappear naturally while keeping the door closed continuously. Please wipe off it by dry clothes while you care to take the dews out.

節能指導

1. 請避免本機外殼或內置結構處的通風口被阻塞。
2. 為了充分有效使用本冰箱，應按照本說明書中所述位置放置內部部件，例如保鮮箱和擱架。
3. 冰箱四周要留有空隙。
 - 在冰箱的上面至少留10公分(4英吋)的空間和背面至少留10公分(4英吋)的空間，在左右側留出至少4公分(1.6英吋)的空間。
4. 在陰涼處使用。
5. 遠離陽光直射處及煤氣爐或其它熱源。
6. 請勿讓食物或容器堵住循環冷流之出(入)風口，否則冰箱內儲存之食物將無法持續保持冷藏。
7. 請勿放入過多食物。應留出足夠空間使內部冷流循環。
8. 請勿將冰箱溫度設置低於所需溫度。
9. 存放熱食前應先使其冷卻。
10. 冰箱門打開的時間應儘量短。

GUIDANCE FOR ENERGY SAVING

1. Keep ventilation openings, in the appliance enclosure or in the built-in structure, clear of obstruction.
2. To get the most efficient use of energy for this refrigerator, the interior part such as shelves, crisper, pockets should be set following to its position mention in this instruction booklet.
3. Leave space around the refrigerator.
 - Provide at least 10 cm (4 inches) at top, 10 cm (4 inches) at rear side and 4 cm (1.6 inches) on the left and right.
4. Use in a cool place.
5. Keep the refrigerator away from the sunlight, a gas range or heater.
6. Do not obstruct the outlet and inlet of the cool air circulation with food or containers, otherwise the food will not be cooled consistently throughout refrigerator.
7. Do not put in too much food. Should provide enough space for internal cool air circulating.
8. Do not set the temperature of refrigerator lower than needed.
9. Hot food should be cooled before storing.
10. Open your refrigerator door as briefly as possible.

附件的拆卸方法

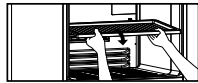
附件可按下述方法容易地卸下以便清洗。這裡只就拆卸方法加以說明。至於安裝方法，請按拆卸時的相反順序進行。若要拆卸部件，請將門完全打開。預防措施：拆卸和組裝期間，請小心物品掉落會產生危險。

HOW TO REMOVE ACCESSORY PARTS

The accessory parts can be easily removed as explained below for easier cleaning. Only the removal steps are explained here. Replace each part in reverse order. For part removal, open the door fully. Precaution: Please beware of dangers from falling objects while removing and assembling.

冷凍室擱架

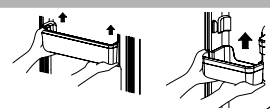
輕輕抬起擱架，然後向下取出
Lightly lift up the shelf then pull it out downwards.



Freezer Shelf

擱架

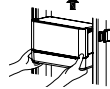
將它抬起並朝自己的方向拉出。
Lift up and pull towards you.



Pockets

萬用盒

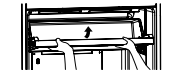
將它抬起並朝自己的方向拉出。
Lift up and pull towards you.



Utility Box

滑動擱架

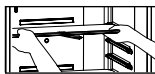
拉出擱架直到停止，然後將它抬起並朝自己的方向拉出。請小心，擱架可能會因為其重量而從您的手上滑出。
Pull out the shelf until it stops then lift it up and pull towards you. Be careful, the shelf may slip out of your hands due to its weight.



Sliding Shelf

擱架和保鮮箱擱架

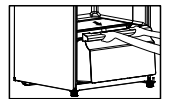
輕輕抬起擱架，拉出直到停止，然後將它拉出來。
如果是保鮮箱擱架，請先取出蔬菜保鮮箱。請小心，擱架可能會因為其重量而從您的手上滑出。
Pull out the shelf until it stops while lifting it slightly. Then pull it out. In case of the crisper shelf, remove the vegetable crisper first. Be careful, the shelf may slip out of your hands due to its weight.



Shelf and Crisper Shelf

蔬菜保鮮箱

拉出蔬菜儲藏格直到拉不動并輕輕抬起，然後向外取出。
Pull out the vegetable storage until it stops and lift slightly, and then pull it outward.



Vegetable Crisper

定期保養

為了保證您的東芝冰箱的最長使用壽命，請定期清潔其部件。(要正確操作，請仔細閱讀以下文章。)清潔時，請確保將冰箱的插頭從插座中拔出，並當心不要拉扯電線或使其纏在冰箱下面。請勿將水直接澆在冰箱上。

PERIODIC MAINTENANCE

To ensure the maximum life of your Toshiba Refrigerator, periodically clean its parts. (For proper instructions, read the following directions carefully) When cleaning them, be sure to pull out the refrigerator's plug from the power socket and be careful not to pull the cord or get it caught under the machine. Do not pour water directly on the refrigerator.

外表面

用軟布擦亮。應用浸有天然清潔劑的軟布擦拭嚴重的污垢。用乾布擦拭門把手。

Outside Surfaces

Polish them with a soft rag. A heavy stain should be wiped off with a rag soaked in a natural detergent. The door handle should be wiped with a dry cloth.

門密封條

如不除去密封條上的污垢，則其壽命將縮短。不定期地檢查門密封條並用天然清潔劑將污垢擦去。

Door Packing

The packing on the doors will be short-lived if stains are not removed. Occasionally, inspect the packing on the doors, and remove any stain with a natural detergent.

內部塑料部件

有污垢或有異味時，請用天然清潔劑清潔內部塑料部件。有沙拉油或其它食用油的油跡時，內部塑料部件會破裂。請將油跡擦除。

Interior Plastic Units

If they are stained or have any odor, the interior plastic units should be cleaned with a natural detergent. When smeared with salad oil or other cooking oil, the interior plastic unit may crack. Wipe such smears off.

限用物質含有情況標示聲明書

Declaration of the Presence Condition of the Restricted Substances Marking

設備名稱：電冰箱		， 型號（型式）：GR-AG55TDZ, GR-AG52TDZ, GR-A55TBZ, GR-A52TBZ				
Equipment name		Type designation (Type)				
單元 Unit	限用物質及其化學符號 Restricted substances and its chemical symbols					
	鉛 Lead (Pb)	汞 Mercury (Hg)	鎘 Cadmium (Cd)	六價鉻 Hexavalent chromium (Cr ⁺⁶)	多溴聯苯 Polybrominated biphenyls (PBB)	多溴二苯醚 Polybrominated diphenyl ethers (PBDE)
外部零件	○	○	○	○	○	○
內部零件	○	○	○	○	○	○
冷卻零件	○	○	○	○	○	○
電器/電子零件	-	○	○	○	○	○
絕緣材料	○	○	○	○	○	○
冷媒	○	○	○	○	○	○
<p>備考1. “超出0.1 wt %” 及 “超出0.01 wt %” 係指限用物質之百分比含量超出百分比含量基準值。 Note 1 : “Exceeding 0.1 wt %” and “exceeding 0.01 wt %” indicate that the percentage content of the restricted substance exceeds the reference percentage value of presence condition.</p> <p>備考2. “○” 係指該項限用物質之百分比含量未超出百分比含量基準值。 Note 2 : “○” indicates that the percentage content of the restricted substance does not exceed the percentage of reference value of presence.</p> <p>備考3. “-” 係指該項限用物質為排除項目。 Note 3 : The “-” indicates that the restricted substance corresponds to the exemption.</p>						

規格表

SPECIFICATIONS

機型 MODEL	容量 (升) Volume (liter)			外型尺寸 (總體積) 寬 x 深 x 高 (mm) Outside Dimensions (Total Measurement) Width x Depth x Height (mm)	電壓 (V) Voltage (V) 頻率 (Hz) Frequency (Hz)	淨重 (kg) Net Weight (kg)	製冷劑量 R600a (g) Refrigerant R600a (g)
	合計 Total	冷凍室 Freezer	冷藏室 Refrigerator				
GR-AG55TDZ	510	130	380	760 × 739 × 1848	110V, 60Hz	84	70
GR-AG52TDZ	473	130	343	760 × 739 × 1748	110V, 60Hz	82	70
GR-A55TBZ	510	130	380	760 × 739 × 1848	110V, 60Hz	76	70
GR-A52TBZ	473	130	343	760 × 739 × 1748	110V, 60Hz	75	70

TOSHIBA

XHGC-A